




An Edible Eastbourne project

Funded by Eastbourne Borough Council



# Fruitful Project Aims

- To plant the Eastbourne Pippin apple tree as part of an ecologically friendly, sustainable planting scheme called a guild alongside raised planters containing berries and herbs in 3 local parks.

This will:

- Showcase and pilot permaculture style planting schemes
- Trial and gain publicity for the idea of edible landscapes
- Inspire a culture of community growing and sharing
- Help improve the wellbeing and engagement of local residents in their community through practical environmental action



# Outcomes and Activities

We planned to achieve this by:

- Public community work days on all 3 sites as ground prep, planting and maintenance
- Engagement and awareness raising at work days and community events
- Educational signage, downloadable leaflets and social media articles on relevant subjects (permaculture, soil layering, food forests, fruit tree guilds, herb growing, etc)
- Training volunteers in the permaculture principles and system we are following
- Offering the opportunity for public workshops in tree management, practical site maintenance and other relevant skills
- Conducting a consultation survey, pop up consultation and promotional events at key locations in the 3 communities and town center
- Conducting a publicity and awareness raising campaign to support the project, the group Edible Eastbourne and the reintroduction of the Eastbourne Pippin apple to public spaces



As a result, we aimed to:

- Inspire similar planting schemes and local food projects
- Provide free, locally grown fruit and herbs for members of the community
- Attract beneficial insects to our planting schemes and improve biodiversity in the area
- Gain publicity and support for public planting of fruit and edibles as well as introduce Eastbourne to the story of The Eastbourne Pippin apple tree and other local heritage fruit varieties
- Demonstrate a biodiverse, low maintenance, pollinator and beneficial insect friendly style of food growing. Giving a model to replicate and scale up or down from small guilds to food forests.
- Involve local residents, groups, schools and organisations in all aspects of the project from ground work to harvest with a view to increasing community involvement in management and maintenance of local green spaces
- Help improve the local environment and increase participation in environmental activities contributing to the increased use of green spaces, local people learning new skills, reduced anti-social behavior and improved wellbeing in the community



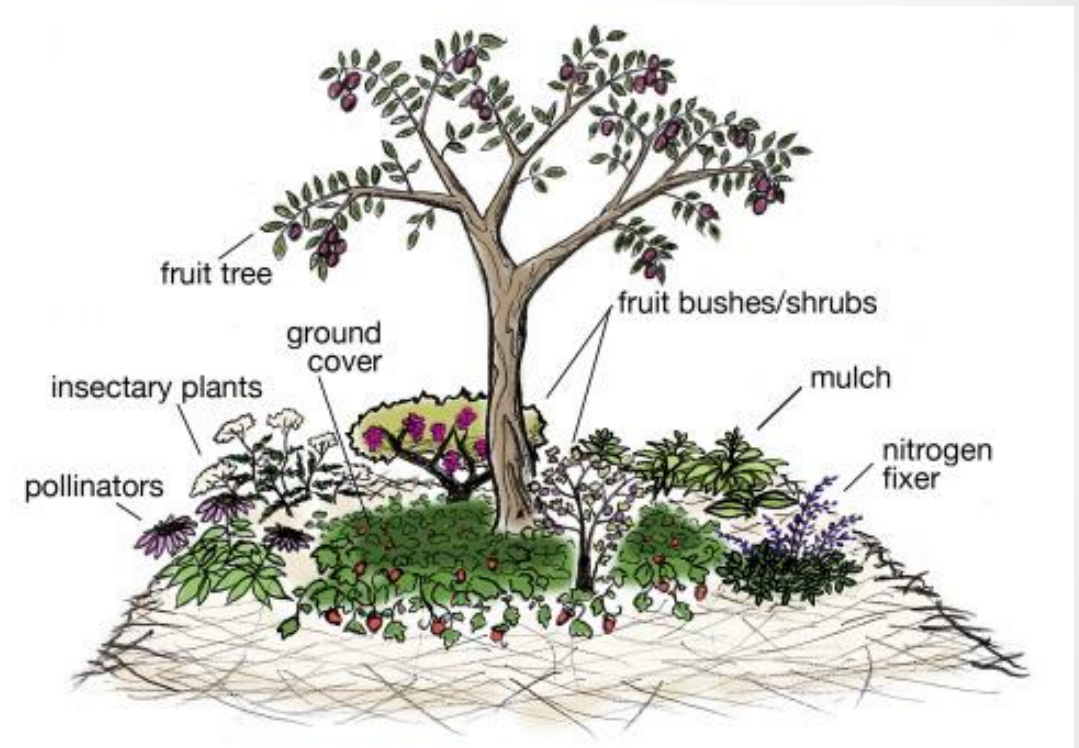
# Fruit Tree Guilds

A fruit tree guild is a beneficial grouping of plants that work symbiotically to assist each other and support the tree.

A guild has 7 main elements and every plant is chosen for its part in the scheme and has multiple functions.

The main components of a guild are:

1. **Central Element** - a fruit or nut tree, berries
2. **Grass suppressants** – bulbs planted in rings around the trees at the drip line
3. **Insectary and pollinator attractants** – for bees and pollinators
4. **Mulch plants** – living mulch retains moisture and prevents soil erosion
5. **Nutrient accumulators** – plants that help create and fix beneficial soil nutrients such as green manure and comfrey
6. **Nitrogen fixers** – legumes and plants that keep nitrogen in the soil
7. **Soil fumigants and pest repellents** – plants that discourage pests, sacrificial plants and companion planting





# The Eastbourne Pippin Apple



Hawkrige



Alfriston



Knobby Russet



Stanmer Pippin



Crawley Reinette



Dr Hogg



Eastbourne Pippin



Bossom



Wadhurst Pippin




Mareda



Mannington's  
Pearmain



First and Last





# Raised Planters



Archery Recreation ground



Gildredge Park







Shinewater Park



The team with Hope Woodwork





# A Band of Brothers work day






# A Band of Brothers work day





# Gildredge Park work days





# Gildredge Park work days





# Archery Rec Work days





# Archery Rec Work days





# Shinewater Park work days





# Shinewater Park work days





# Project awareness raising





# Networking and Events





# Community Consultation Survey





